

Bluetooth<sup>®</sup>  
5.2



# PACKTALK PRO

.....  
PŘÍRUČNÍ NAVOD  
CZ



**CRASH**  
DETECTION

SPEAKERS

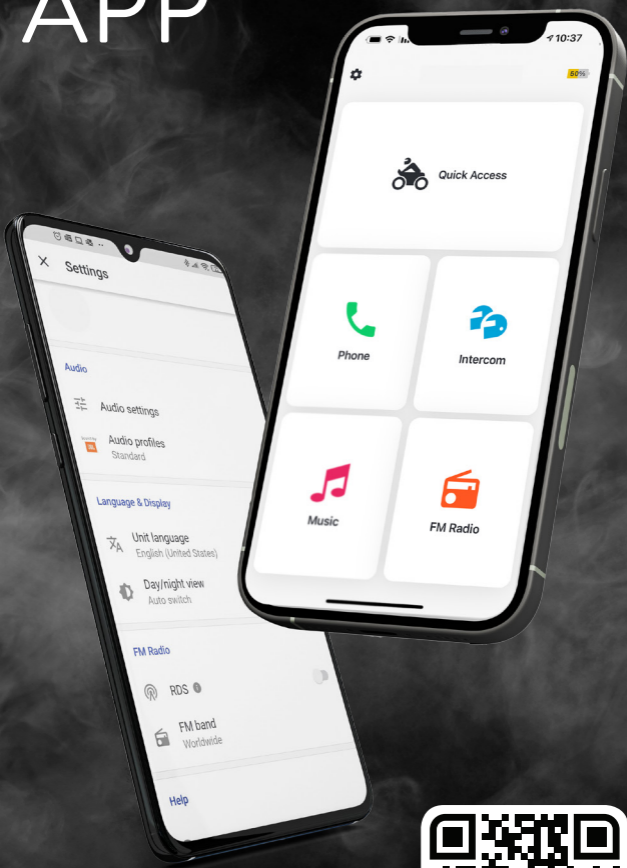
SOUND BY

**JBL**



# cardo®

# CONNECT APP



Cardo Connect App

# OBSAH MANUÁLU

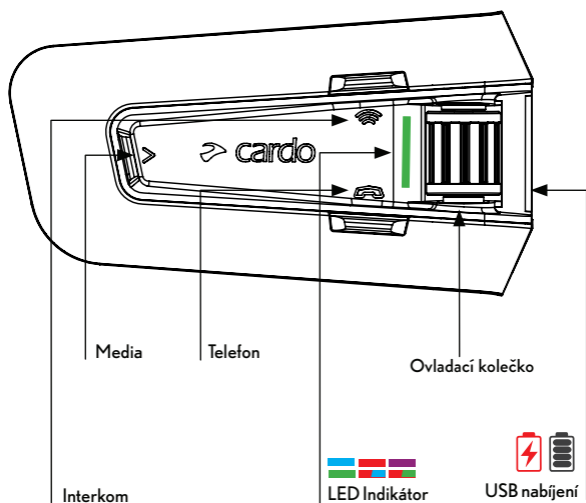
Začínáme.....	4-5
Cardo Connect App.....	6
Obecné.....	7
Radio.....	8-9
Hudba / Přepnout zdroj.....	10
Telefonát.....	11
DMC Interkom / Přepnout zdroj.....	12

## POKROČILÉ FUNKCE

Detekce nehody.....	13
Telefonát.....	13
Sdílení hudby.....	14
DMC Interkom.....	15
Párování s GPS.....	16
Párování s motocyklem.....	17
Univerzální interkom Bluetooth.....	18
Restart / Obnovení továrního nastavení.....	18
Hlasové příkazy - vždy zapnuto!.....	19



WE SPEAK YOUR LANGUAGE  
WIR SPRECHEN IHRE SPRACHE  
NOUS PARLONS VOTRE LANGUE  
PARLIAMO LA TUA LINGUA  
HABLAMOS VUESTRO IDIOMA  
私たちはあなたの言語を話します  
我支持的语言

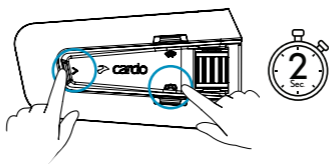


Stisknutí a podržení



Počet klepnutí

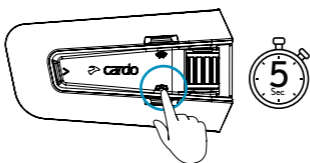
## Zapnuto / Vypnuto



## Automatické zapnutí / vypnutí

- Automatické zapnutí, jakmile jednotka detekuje pohyb.
- Automatické vypnutí po několika sekundách bez pohybu.
- **Doporučeno:** ruční vypnutí při skladování nebo přepravě.

## Párování telefonu



LED Červená & Modrá 

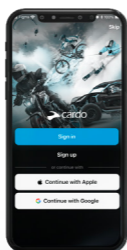




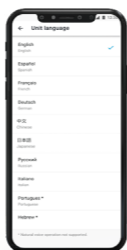
## Stážení



## Registrace a aktivace



## Vybrat jazyk

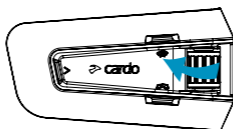


## Aktualizovat jednotku



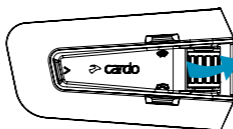
 Zvýšení hlasitosti

---



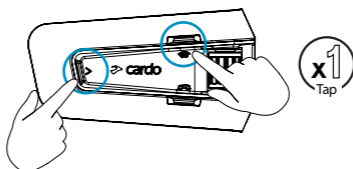
 Snížení hlasitosti

---



 Ztlumení / vypnutí mikrofonu

---



 Hlasový asistent

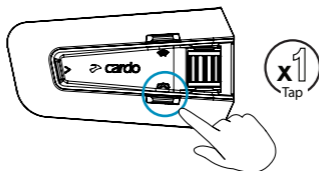
---



Siri

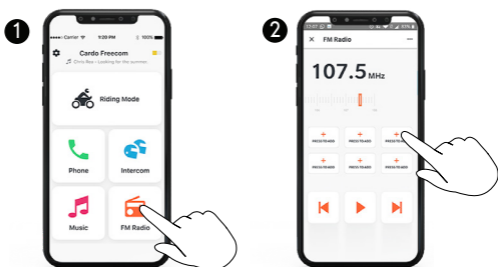


Google  
Assistant

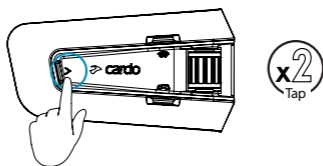




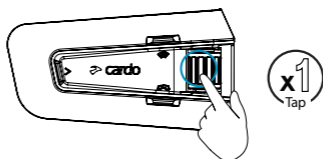
## Nastavení předvoleb



## Zapnout

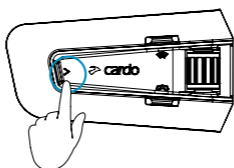


## Vypnout



**▶** Další předvolba

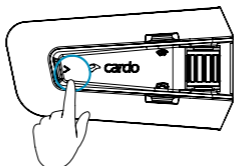
---



**x1**  
Tap

**◀** Předchozí předvolba

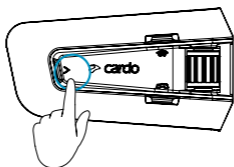
---



**x2**  
Tap

**>>>** Spuštění skenování

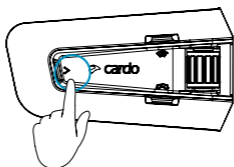
---



**x3**  
Tap

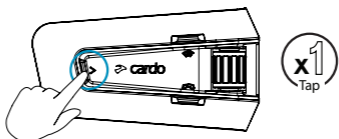
**■** Zastavení skenování

---

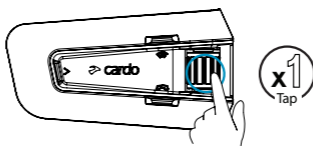


**x1**  
Tap

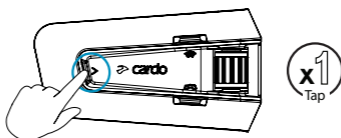
 Zapnout



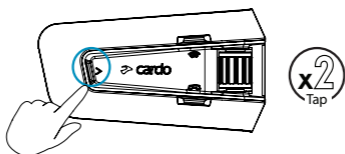
 Vypnout




 Další



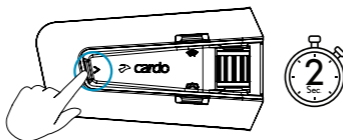
 Předchozí



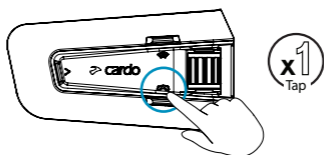
## Změnit zdroj

 Z hudby na rádio

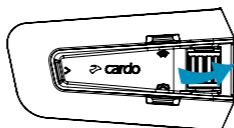
 Z rádia na hudbu



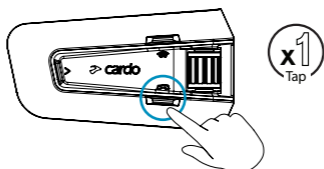
 Zvednout příchozí hovor



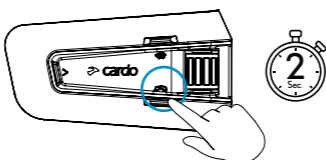
 Ignorovat příchozí hovor



 Ukončit hovor




 Opakované vytáčení



 Vytvoření skupiny

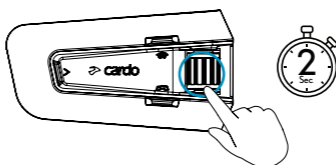


LED Červená & Zelená 

Seskupení úspěšné

LED Fialová 

 Ztlumit / zrušit ztlumení skupiny



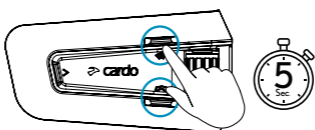
 Sdílet telefonický hovor



Změnit zdroj

 Z DMC na Bluetooth®


 Z Bluetooth® na DMC



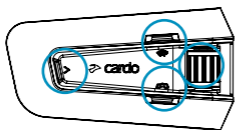
## POKROČILÉ FUNKCE | Detekce nehody



### Nastavit v aplikaci



### Zrušit upozornění nehody



Jakékoliv tlačítko

OR

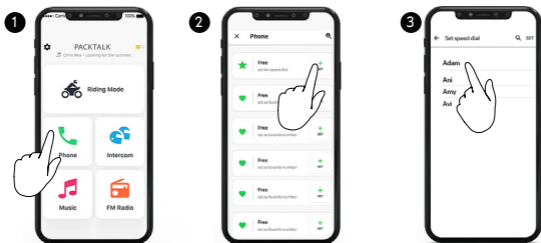


*pouze v angličtině*

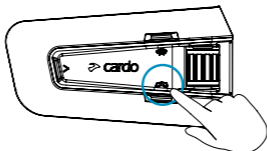
## POKROČILÉ FUNKCE | Telefonní hovor



### Nastavení rychlého vytáčení



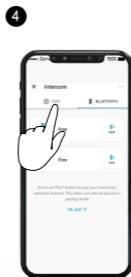
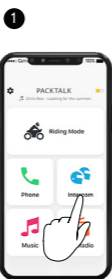
### Rychlé vytáčení



**x2**  
Tap



V aplikaci nastavte partnera pro sdílení

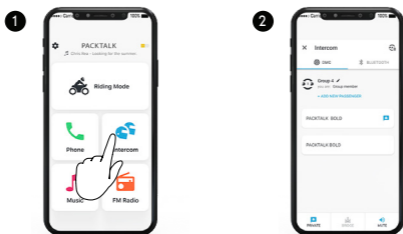


Spuštění / zastavení sdílení





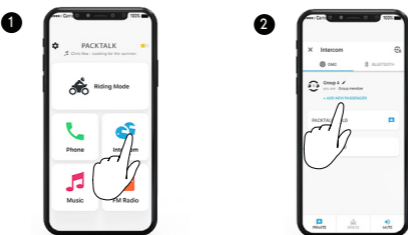
## Nastavte partnera pro privátní hovor



## Spuštění / zastavení soukromého hovoru



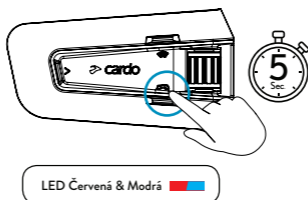
## Přidání spolujezdce skrze Bluetooth



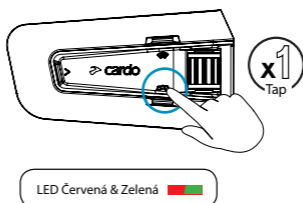
## Spuštění / zastavení komunikace se spolujezdcem



## 1 Krok č. 1



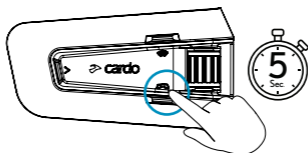
## 2 Krok č. 2



## 3 Krok č. 3

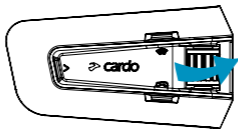



## 1 Krok č. 1



LED Červená & Modrá 

## 2 Krok č. 2



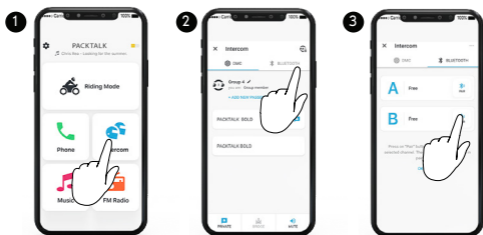
LED Červená & Zelená 

## 3 Krok č. 3





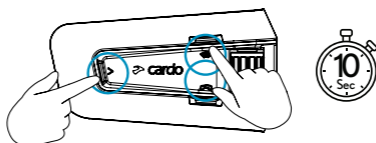
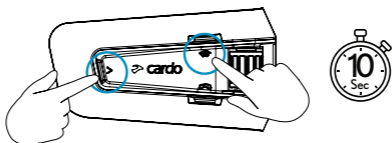
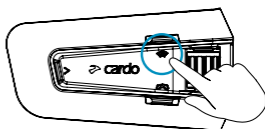
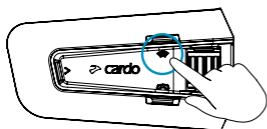
Bluetooth párování interkomu



Spuštění / zastavení Interkomu

Jezdec A

Jezdec B



pouze v angličtině



- **Answer**
- **Ignore**
- "Hey Cardo, **end call**"
- "Hey Cardo, **speed dial**"
- "Hey Cardo, **redial number**"



- "Hey Cardo, **music on**"
- "Hey Cardo, **music off**"
- "Hey Cardo, **next track**"
- "Hey Cardo, **previous track**"
- "Hey Cardo, **share music**"



- "Hey Cardo, **radio on**"
- "Hey Cardo, **radio off**"
- "Hey Cardo, **next station**"
- "Hey Cardo, **previous station**"



For Bluetooth intercom only

- "Hey Cardo, **call intercom**"
- "Hey Cardo, **end intercom**"



- **"Hey Siri"**
- **"OK Google"**



- "Hey Cardo, **volume up**"
- "Hey Cardo, **volume down**"
- "Hey Cardo, **mute audio**"
- "Hey Cardo, **unmute audio**"
- "Hey Cardo, **mute microphone**"
- "Hey Cardo, **unmute microphone**"



- **Ignore**



- "Hey Cardo, **battery status**"



[cardosystems.com](https://cardosystems.com)

.....

[Cardosystems.com/update](https://Cardosystems.com/update)

[Cardosystems.com/support](https://Cardosystems.com/support)



  
cardo®

 Bluetooth®  
5.2



# PACKTALK PRO

POCKET GUIDE  
EN



**CRASH**  
DETECTION

45mm  
SPEAKERS

SOUND BY

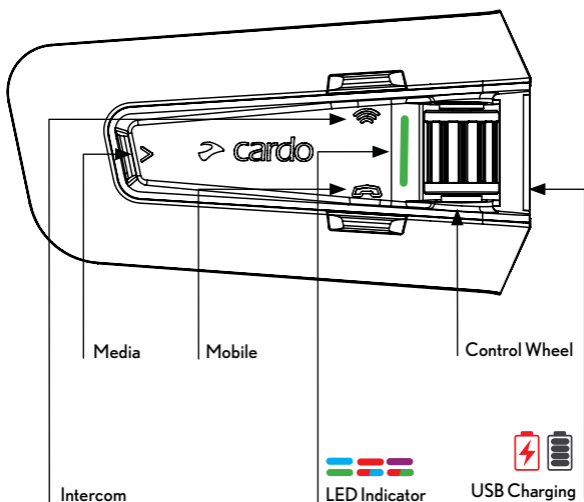
**JBL**

# TABLE OF CONTENTS

Getting Started .....	4-5
Cardo Connect App .....	6
General .....	7
Radio .....	8-9
Music / Switch Source .....	10
Phone Call .....	11
DMC Intercom / Switch Source .....	12

## ADVANCED FEATURES

Crash Detection .....	13
Phone Call .....	13
Music Sharing .....	14
DMC Intercom.....	15
GPS Pairing .....	16
Bike Pairing .....	17
Universal Bluetooth intercom .....	18
Reboot / Factory Reset .....	18
Voice Commands - Always On! .....	19



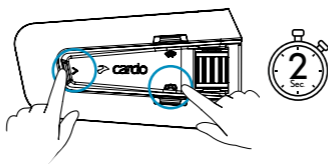
*Press & Hold*



*Number of Taps*

### On/Off

---



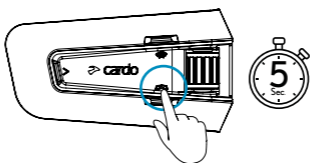
### Auto On/Off

---

- Auto ON once unit detects movement.
- Auto OFF after a few seconds of no movement.
- **Recommended:** manual turn off for storing or shipping.

### Phone Pairing

---



LED Red & Blue 

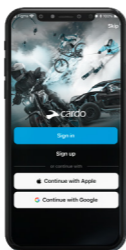




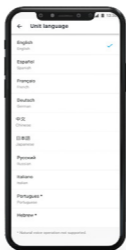
Download




Register and Activate



Choose Language

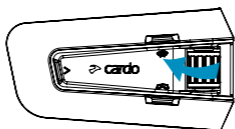


Update Software



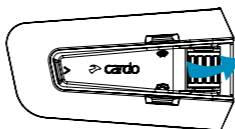
 Volume Up

---



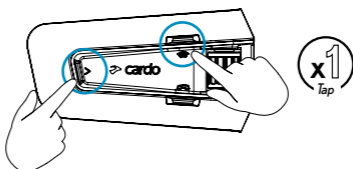
 Volume Down

---



 Mute / Unmute Microphone

---



 Voice Assistant

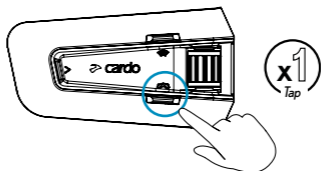
---



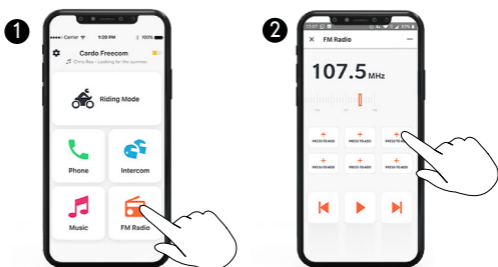
Siri



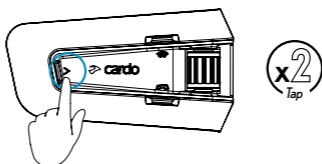
Google  
Assistant



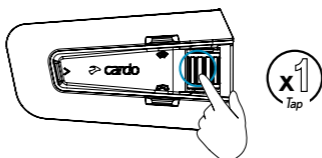
## Set Presets



## On

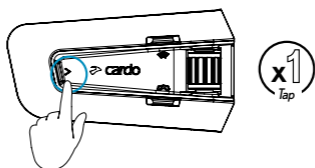


## Off



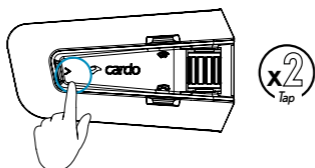
▶ Next Preset

---



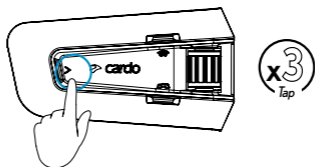
◀ Previous Preset

---



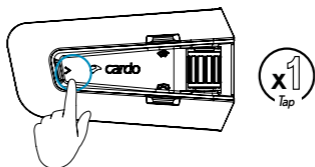
»» Start Scan

---

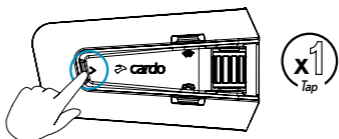


■ Stop Scan

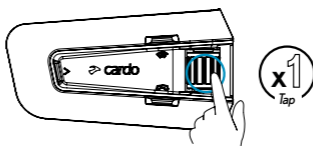
---



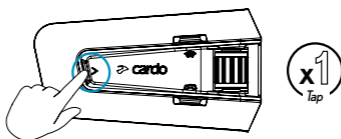
▶ On



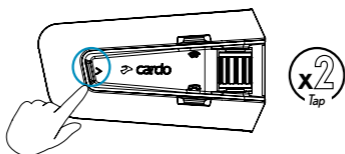
⏸ Off



▶ Next



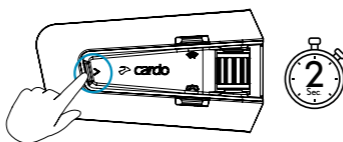
◀ Previous



Switch Source

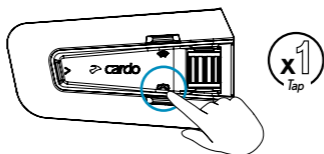
📺 Music to Radio

🎵 Radio to Music



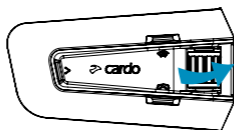
 Answer

---



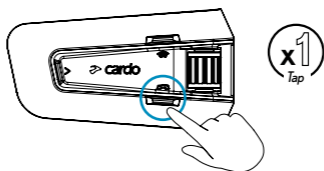
 Ignore

---



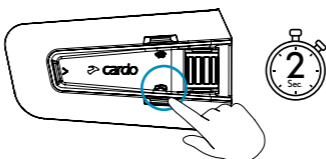
 End Call

---



 Redial

---



## Grouping

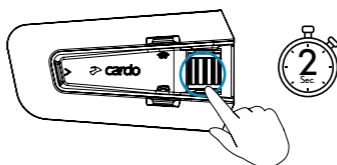


LED Red & Green 

Grouping Success

LED Purple 

## Mute / Unmute Group



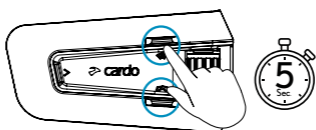
## Share Call



## Switch Source

### DMC to Bluetooth®

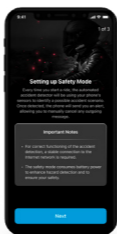
### Bluetooth® to DMC



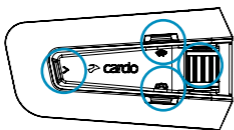
## ADVANCED FEATURES | Crash Detection



### Setup

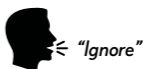


### Cancel Crash Alert



Any button

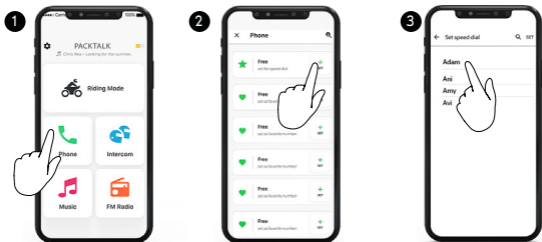
OR



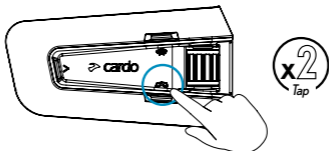
## ADVANCED FEATURES | Phone Call



### Set Speed Dial

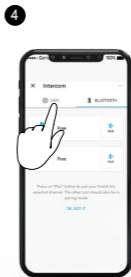
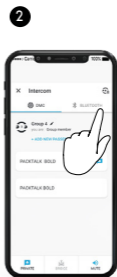
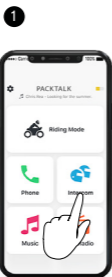


### Call Speed Dial





## Set Sharing Partner

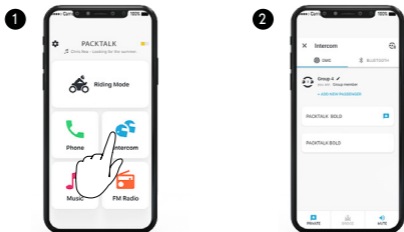


## Start / Stop Sharing

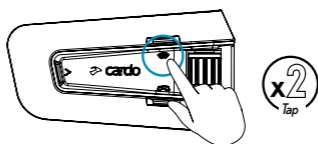




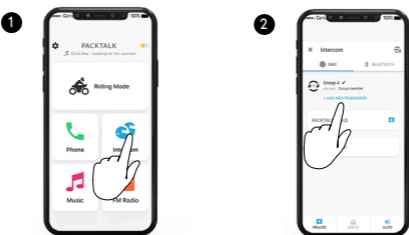
## Set Private Chat Partner



## Start/Stop Private Chat



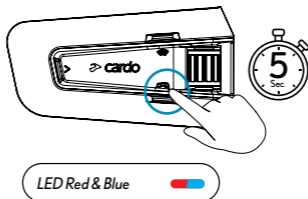
## Add Bluetooth passenger



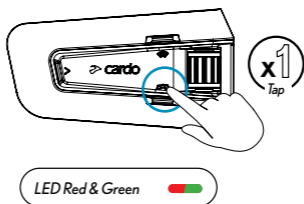
## Start/Stop Passenger Intercom



## 1 Step 1



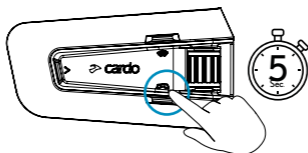
## 2 Step 2



## 3 Step 3



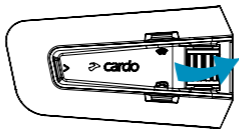
## 1 Step 1



LED Red & Blue



## 2 Step 2



LED Red & Green



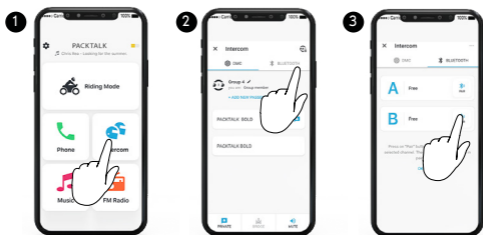
## 3 Step 3



## ADVANCED FEATURES | Universal Bluetooth intercom



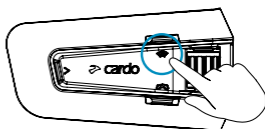
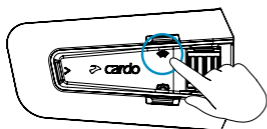
### Bluetooth Intercom Pairing



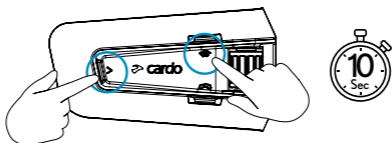
### Start / Stop Intercom

Rider A

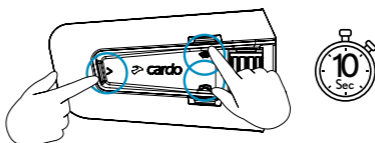
Rider B



## ADVANCED FEATURES | Reboot



## ADVANCED FEATURES | Factory Reset





- **Answer**
- **Ignore**
- “Hey Cardo, **end call**”
- “Hey Cardo, **speed dial**”
- “Hey Cardo, **redial number**”



- “Hey Cardo, **music on**”
- “Hey Cardo, **music off**”
- “Hey Cardo, **next track**”
- “Hey Cardo, **previous track**”
- “Hey Cardo, **share music**”



- “Hey Cardo, **radio on**”
- “Hey Cardo, **radio off**”
- “Hey Cardo, **next station**”
- “Hey Cardo, **previous station**”



For Bluetooth intercom only

- “Hey Cardo, **call intercom**”
- “Hey Cardo, **end intercom**”



- “**Hey Siri**”
- “**OK Google**”



- “Hey Cardo, **volume up**”
- “Hey Cardo, **volume down**”
- “Hey Cardo, **mute audio**”
- “Hey Cardo, **unmute audio**”
- “Hey Cardo, **mute microphone**”
- “Hey Cardo, **unmute microphone**”



- **Ignore**



- “Hey Cardo, **battery status**”



# STAY IN TOUCH



Cardo Support

.....

Follow Cardo

